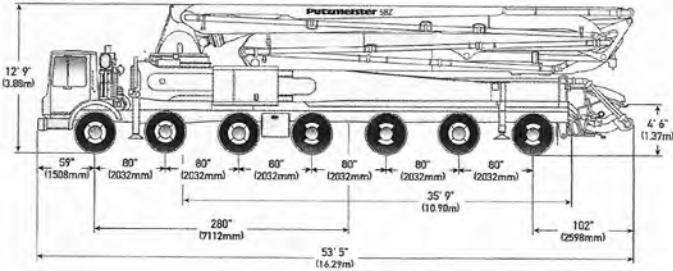


58Z-METER | TRUCK-MOUNTED CONCRETE BOOM PUMP



MODEL SPECIFICATIONS

| | | |
|---------------------------|---------------|------------|
| Vertical reach | 189' 0" | (57.61m) |
| Horizontal reach | 175' 10" | (53.59m) |
| Reach from front of truck | 162' 5" | (49.50m) |
| Reach depth | 139' 1" | (42.39m) |
| Unfolding height | 40' 4" | (12.29m) |
| Available pump cells | .16H, .18H LS | |
| Front axle weight | 52,956 lbs | (24,021kg) |
| Rear axle weight | 65,464 lbs | (29,694kg) |
| Approximate total weight | 118,420 lbs | (53,715kg) |

Ergonic Pump System (EPS) is standard.
Based on Model MACK MRU 613 with .16H pump cell.

BOOM | Z-FOLD DESIGN

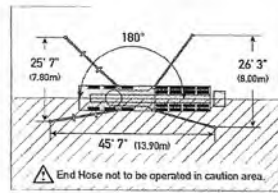
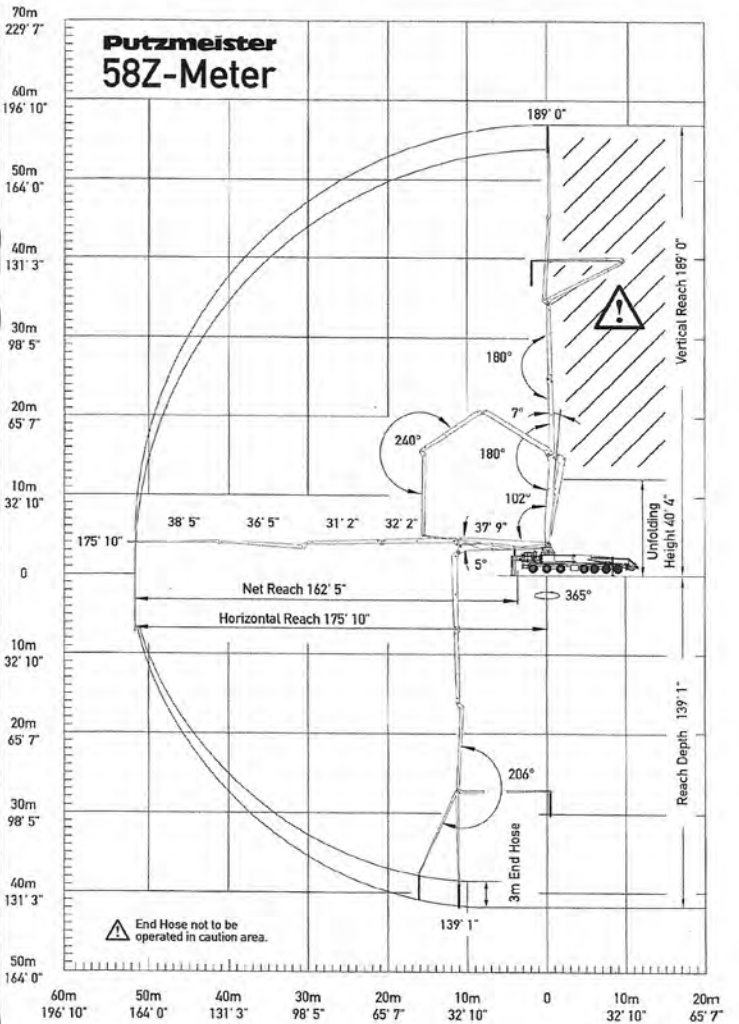
| | | |
|-----------------------------------|---------|----------|
| 1st section length | 37' 9" | (11.51m) |
| 2nd section length | 32' 2" | (9.80m) |
| 3rd section length | 31' 2" | (9.50m) |
| 4th section length | 36' 5" | (11.10m) |
| 5th section length | 38' 5" | (11.71m) |
| Maximum end hose length | 10' 0" | (3.00m) |
| Maximum end hose weight allowance | 280 lbs | (127kg) |

Please follow end hose weight guidelines listed in operational manual.

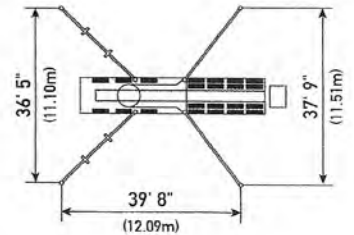
OUTRIGGER LOADS | FRONT AND REAR



| | | |
|-------|------------|----------|
| Front | 92,172 lbf | (410 kN) |
| Rear | 83,180 lbf | (370 kN) |



With One-Sided Support (OSS) 180°



58Z-METER